



“ Our purpose is to promote and develop the visual arts in Rancho Cordova through inspiring programs, events and classes.”

www.RanchoCordovaArts.org

PRESIDENT’S BLOG

I swear, when you bring creative people together for a common purpose, wonderful serendipities happen! To see what that looks like at our one-year anniversary as a nonprofit public charity is gratifying, and I'm so proud of what we're doing! Rancho Cordova Arts is making good things happen in our community! With just one year as a nonprofit charity under our belts, who knew we'd get such a quick start on fulfilling our purpose to promote and develop the arts here? We are already providing thousands of people in Rancho Cordova the opportunity to experience art through gallery experiences, workshops and art activities at public events (Kids Day, iFest). And who knew just a year ago, that we'd be founding the Kathy Young Ross [art book] Lending Library at the MACC (Mills Station Arts & Culture Center)? Or getting ready for our first annual Member Show at the MACC?

Our Annual Meetings (first Monday of June) are productive and fun. Last year attendees brainstormed themes for Cordova Community Council's (CCC) 2019 City Hall art shows – 'Bizarre & Surreal', 'Re-Mastered', and 'Reflections'. And the ideas generated at this year's meeting are no less interesting and challenging for 2020! Stay tuned!

Did you know that Rancho Cordova Arts volunteers staff the City Hall 'Art Intake' day, the 'flip' (curation and hanging of the new show), and help CCC staff at the Artist Receptions? Each quarter we track those hours to quantify the time we give to our community. We also provide free Artist Workshops for each new City Hall theme to help develop skills in artists who want to grow and learn something new. How inspiring it is to see our artists stretching themselves and trying something new and different!

Best of all, I see our local artists – given these opportunities to meet with other artists – finding a feeling of camaraderie and


'home'. With the Inaugural Member Show coming up in July, we anticipate more networking, inspiration, learning and fun.

Tell your friends about the Member Show and all that goes with it! The MACC will be showing a free art film, providing expert speakers – one in social media and one on intellectual property and copyrights – and sponsoring a free workshop to make fused glass (register at www.rcmacc.org.) The MACC is also bringing in the Rancho Cordova Swing Band for some hot tunes and dancing on the patio during the Member Show! We owe this to the vision, dedication, expertise and hard work of CCC and Cheryl Gleason, MACC Manager, who has waived her magic wand to include the best kinds of art experiences, tailored to our exhibit. Thank you, Cheryl, and thank you all for making this happen! Be a part of this by volunteering during the show at Cheryl@CordovaCouncil.org.

The Best is yet to come!

Marsha Mason

Marsha Mason, President



COMING SOON

Rancho Cordova Arts Inaugural
Members Show
July 11 - 20

SCHEDULE

July 11 - Artist Reception
Live Music - 5:30 PM with 'The Evening Star Band'

July 12 - Gallery Open
Movies @ the MACC - 5:45 PM Upstairs - 'Loving Vincent'

July 13 - Gallery Open
Workshop 12 PM - Fusing Glass with local Glass Artist
Patience Mabray

July 18 - Gallery Open
Lecture on copyright law & intellectual property for artists with
Steve Davis at 6:30 - 8 PM

July 19 - Gallery Open
Music @ the MACC - 6:30 PM starring the 'RC Swing Band'

July 20 - Gallery Open
Workshop 12 PM - 'Let Social Media Work for You'

10191 Mills Station Rd
Rancho Cordova, Ca. rcmacc.org ranchocordovaarts.org

To become a Rancho Cordova Arts member, or to complete your bio if you are already a member, visit <https://www.ranchocordovaarts.org/join-us#join>

CALL FOR ARTISTS

MICRO MASTERPIECES 2019

1

MICRO MASTERPIECES 2019 is Rancho Cordova Arts' second annual fundraiser to support our purpose of promoting and developing the visual arts in Rancho Cordova. Rancho Cordova Arts is a 501(c)(3) public benefit charity, and donations are tax-deductible to the full extent of the law. You may donate as many MicroMasterpieces as you want.

All submitted artworks must be six inches by six inches (6"X6") in any medium which can be hung on a wall. Please do not attach a hanger on the back. (Loop and hook strips will be attached by Rancho Cordova Arts.)

You may drop off your work on October 17, 11pm-6pm at City Hall (same time as the City Hall 'Fall Show' art intake).

Free 6"x6" canvas boards will be available starting June 3rd at the Annual Meeting and at other Rancho Cordova Arts-sponsored activities as long as the supply lasts. You may use your own canvas or substrate if you prefer. Please label your art on the back with the title, your name, and contact information.

Our fundraising event will be held at Rancho Cordova City Hall on October 23, during the Artists' Reception for the Fall Show (Rancho Cordova Fine Arts Open Show). Several MicroMasterpieces will be juried into a silent auction. The rest will be exhibited and for sale to the public for \$20 each to benefit Rancho Cordova Arts.

Please invite your family and friends to this fun night in October! And thanks for helping to create a new tradition with our Second Annual MicroMasterpieces!

Important Dates:

ART INTAKE: Thursday, October 17, 2019
11am-6pm at City Hall

MicroMasterpieces Fundraiser: All donated artworks will be displayed and sold at City Hall on October 23rd, 5:30-7:30 pm during the Rancho Cordova Fine Arts Open Show Artists' Reception. For more information, please direct your questions to Info@RanchoCordovaArts.org.

REFLECTIONS

2

REFLECTIONS

July 29-Oct. 20, 2019

Artist reception: 5:30-7 pm.

Wednesday, July 31

Rancho Cordova City Hall

Drop off date for this exhibit is Thursday, July 25

Rancho Cordova artists wishing to participate should be registered on the artists database. If you have previously registered there is no need to re-register.

This is a juried show and includes both 2D and 3D art. Please read Jury Invitation for full details. Juror for this event is artist Cory Swenson.

The theme for Reflections should evoke several emotions. It can be a literal reflection in water, a glass or mirror. Or it could mean mental reflection, consideration or rumination.

Have questions about this theme? Contact cheryl@cordovacouncil.org.

The Artist Reception will be held from 5:30-7:00 p.m. on July 31 at Rancho Cordova City Hall.

All artists must fill out a Waiver of Liability.



OPEN STUDIOS COMING IN SEPTEMBER!

This year, for the first time, the MACC will be hosting some of our Rancho Artists. Check sacopenstudiosrc.com for a full list of participating artists. This is a family friendly event. Visit all these artists for a chance to win 1 of 13 original pieces of art.

CREATIVITY BLOOMS IN THESE 13 RANCHO CORDOVA ARTIST STUDIOS


Visit the vibrant community of Rancho Cordova on Sept 21 & 22 to meet the artists, learn about their artistic process, and enjoy some hands-on fun. Whether you're curious about glass-work, watercolors, encaustic or ceramics, there is something for everyone.



Marsha Mason
time? Demo: XXXX




Linda Nunes
11am Demo: "Creating With Fire" Mixed Media with Encaustic Wax



Janet Regan



Autra Oliver
All Day Activity: Finger painting



Patience Mabray
10am, 12pm & 2pm Activity: Lampworking
11am, 1pm & 3pm Activity: Fused Glass
3pm Double Jeopardy



Sabrina Abbott
time? Demo: Old Masters Techniques



Cheryl Gleason
Time? Demo: XXXX



Nikki Thompson
1pm
Demo: One Sheet Wonder Books



Lucille Van Ommering
10:30am
Activity: Make Greeting Cards and Magnets



Eileen Noyer
All Day Activity: Community Mural



Angela Palmer
time? Activity: Mosaic Jar Lids



Judy Gustafson
12pm & 1pm
Demo: Throwing on the wheel



Christine Kerr
All Day
Demo: Oil Painting

ART TIPS

Water Reflections

Learning to paint reflections in water calls us to see what objects really look like! Here are some things to look for:

- Make sure your horizon line is level.
- Reflections come directly toward the viewer. (This is different from shadows!) You can draw a vertical line on your canvas or paper to make sure your reflections are straight up and down. (Note: On really wide paintings such as murals, things get a little complicated if people are going to view them up close.)

Any given point on an object reflects directly below itself. If an object leans left, its reflection also leans left. If it leans right, its reflection leans right.

- Light bounces off a given point on the object – like the top of a tree – to the water at the same angle as from that point in the water (top of the tree reflection) to your eye.

The length of the reflection is determined by your position relative to the object being reflected.

The higher you are above the water, the shorter the reflection will be, compared to the object being reflected.

The closer you are to the object, the shorter the reflection will be.

The farther you are from the object, the longer the reflection will be.

The object and its reflection will have an identical height only if your direction of view is nearly parallel to the water surface.

- Reflections have less contrast than the objects being reflected.
 - Whatever is dark on land will be lighter in the water.
 - Whatever is light on land will be darker in the water.
 - Colors become less saturated in water reflections. Even white objects will need to be grayed down in the reflection.


Leave details out. Blurs of color can work.

Water is typically darker than the sky it reflects, because water absorbs light.

- Exact, hard edges in water reflections can look odd. Be aware that horizontal objects often have 'vertical smearing' in their water reflections.

Vertical edges – like for bridge supports or the sides of the setting sun – have the same left-to-right location in the reflection. This makes the side edges of the reflection relatively crisp.

Horizontal objects – like the top and bottom of the sun or a bridge span – are reflected, those tops and bottoms often have smeared-out vertical locations in the reflection.



Helpful resources: *Jennifer Branch, Johannes Vloothuis, www.handprint.com, Zoltan Szabo.*

Marsha Mason, June 2019